



ARKANSAS DEPARTMENT OF
ENVIRONMENTAL QUALITY

MANAGING DEBRIS FROM DECLARED DISASTERS

DISPOSING OF DEBRIS

Large volumes of debris are generated following natural or human-caused disasters such as hurricanes, floods, tornadoes, fires or explosions. The Arkansas Department of Environmental Quality (ADEQ) has developed the following guide for managing and disposing of debris associated with the cleanup of areas affected by these events.

Debris may include:

- Trees, brush, and other vegetative matter
- Construction or demolition waste such as drywall, lumber, roof shingles, treated wood, and plastics
- Furnishings and appliances
- Other municipal solid waste, including putrescible waste (waste that can cause foul odors as it decomposes), and animal carcasses
- Hazardous waste, such as cleaning supplies, automotive products, paints and solvents
- Electronic waste (computers, printers, televisions, DVD players)

APPLICABILITY

If you are an authorized county or municipal solid waste operator:


This information will help you understand relevant environmental rules and decide on a reasonable course of action to follow.

If you are not an authorized county or municipal solid waste operator:

Your city, county, or other local authorities will offer specific instructions on what to do with debris and other waste. If you have received no instructions and you cannot reach local authorities, then follow the guidelines in this section until you hear from authorities.

Separate debris into different piles, as much as possible, for example:

- Branches, leaves, and other vegetative materials that can go into a wood chipper
- Metal and related materials suitable for recycling
- Glass (gather glass carefully; before you set it out, double-bag it to avoid accidents)
- Lumber, insulation, bricks, siding, and other debris from buildings
- Furniture and other large items
- Appliances (use duct tape to hold refrigerators and freezers closed or remove the doors)
- Ruined clothing and furnishings
- Electronics
- Household chemicals.



Set the piles as close to the road as possible:

- If you have a curb near your home, then put debris piles on top of the curb, not in the road.
- If you have a ditch and no curb near your home, then put them in the grassy area between the ditch and the road. Be sure not to block the ditch or the road.

DISASTER DECLARATIONS

Sites of significant disasters are often declared disaster areas either by the Governor of Arkansas or the President of the United States. Counties also have the ability to declare disasters. Among other considerations, the declaration will be specific to certain counties and may enable them to receive additional financial and technical assistance for managing the debris.

Learn what requirements you need to fulfill to obtain your funding. To qualify for assistance, refer to the Federal Emergency Management Agency (FEMA) website at www.fema.gov or call (800) 621-3362.

SORTING AND STOCKPILING DEBRIS BEFORE DISPOSAL OR BURNING

State and federal regulations apply to the disposal of specific types of debris. ADEQ recognizes that under the difficult conditions after a disaster, full compliance with these regulations may significantly delay the removal of debris from affected areas. In many cases, ADEQ will provide maximum regulatory flexibility and enforcement discretion in the aftermath of a disaster.

Sort separated debris in different piles as described above, as much as possible. Only vegetation may be burned and only if your county allows it.

NOTE: Do not burn debris that was generated by a wildfire as environmental conditions may promote additional wildfires. Do not burn debris without special county authorization if your county is under a burn ban. Options for disposal of segregated debris that should not be burned are discussed in Table 1.


TEMPORARY DEBRIS MANAGEMENT SITES

Request approval for each site or property where you plan to temporarily stockpile debris that has been collected. Coordinate with your local Office of Emergency Management, the property owner, city, and county to obtain consent. The Arkansas Department of Emergency Management (ADEM) maintains a list of ADEM Area Coordinators and local Arkansas Emergency Managers on its website, www.adem.arkansas.gov/emergency-management-coordinators (see Appendix 5).

OPTIONS FOR BURNING

Open Burning

Arkansas state law contains provisions that allow for a county to seek preauthorization from ADEQ of a designated number of open burning sites for vegetative storm debris in order to accelerate the cleanup process in the event of a natural disaster. Open burning should be used as a means to manage vegetative debris in the early phases of disaster recovery, with a goal of ultimately establishing alternative means of debris disposal.



When can I open burn vegetative storm debris?

State law currently allows for county officials to conduct open burning of vegetative storm debris when:

1. A federal, state, or county disaster has been declared
2. Substantial vegetative storm debris has accumulated and written notice has been provided to the ADEQ Director.

Will ADEQ assist me in authorizing and submitting my burn sites?

Yes. ADEQ has developed a County Application to Burn Vegetative Debris, which is attached to this document as Appendix 1. Contact ADEQ's Office of Air Quality at (501) 683-0873 for assistance completing your application. Submit your completed application via email to Airsubmission@adeq.state.ar.us or mail to the ADEQ Office of Air Quality, 5301 Northshore Dr., North Little Rock, AR 72118.

How many burn sites can be authorized?

A county may typically burn vegetative storm debris at four authorized sites at one time. However, the ADEQ Director may allow additional open burning sites if deemed necessary.

How soon may I burn after I submit my application to ADEQ?

A county is typically expected to provide three days written notice to the ADEQ Director before the commencement of open burning that certifies that burn sites satisfy all applicable requirements and federal and state laws and regulations. However, the ADEQ Director may waive the three-day notification requirement.

How long do I have to complete my burning activities once they have been authorized by ADEQ?

The open burning is typically expected to be completed within 120 days after the written notice to the ADEQ Director or issuance of the disaster declaration. However, the ADEQ Director may extend the completion time requirement.

Are there any restrictions regarding the burning activities?

Yes. Those restrictions are attached to this document as Appendix 3.


Can I open burn non-vegetative debris?

No. The open burning of non-vegetative storm debris, including, but not limited to, tires, lumber, construction debris, demolished structures, household waste, and trade waste is not permitted.

Are there are alternatives to burning?

Yes. ADEQ may recommend alternative methods of vegetative storm debris disposal, including the use of air curtain incinerators (ACIs) or composting.

Complaints about inappropriate burning may be reported through the ADEQ mobile app, the ADEQ website at www.adeq.state.ar.us, by phone at (501) 682-0744, or e-mail at help-air@adeq.state.ar.us.



Burning Debris in Air Curtain Incinerators

ADEQ allows the use of Air Curtain Incinerators (ACIs) in the disposal of vegetative debris during emergency cleanup operations such as the removal and disposal of debris from a declared disaster. ACIs are used when debris is burned in a trench dug in the ground or with a containment box or chamber made for this purpose. ACIs shall be operated in accordance with the manufacturer's instructions and any applicable ADEQ authorization. A copy of the manufacturer's instructions shall be maintained on site and made available to ADEQ upon request.

Only trees, brush, and other vegetative matter may be burned in an ACI during a declared disaster.

How do I obtain authorization for use of an ACI?

If you plan to clean up debris from a declared disaster you do not have to initially permit an ACI, as it is excluded from federal permitting requirements for a period of time. Instead, before burning, contact ADEQ's Office of Air Quality so they may track the usage of your ACI.

Where can I operate an ACI?

The location of the burn area shall be at least 500 feet from any dwelling other than a dwelling or structure located on the property on which the burning is conducted. The location of the burn area shall be assessed by ADEQ and meet all the requirements.

How long can I operate a portable ACI?

Federal requirements begin to apply after eight weeks of ACI use. If it is anticipated that the ACI will be required for use beyond the initial eight weeks, Region 6 of the United States Environmental Protection Agency (EPA) must be notified prior to the expiration of the initial eight weeks. ADEQ will assist the counties in communicating with EPA.

If you need to operate the ACI for longer than eight weeks, then contact ADEQ's Office of Air Quality to request an extension. When the ACI is no longer in use, you must remove it from the site.


Are there any environmental controls that must be maintained during the operation of an ACI?

Yes. There are several controls and safeguards that must be adhered to if an ACI is operated. They are attached as Appendix 4.

What records do I need to keep?

Equip the ACI with a run-time meter and record the dates and times, and how many hours the ACI is used. Please keep records showing that you complied with all operating instructions and followed requirements for locating the ACI.

The ash generated by the ACIs must be properly disposed in a permitted Class 1 Landfill or through an approved alternative plan.



DISPOSAL OF CONSTRUCTION AND DEMOLITION DEBRIS

Construction and demolition (C&D) waste includes all materials that are direct or indirect by-products of construction work or that result from demolition of buildings and other structures, including, but not limited to:

- Drywall
- Wood
- Packing material and boxes
- Plastics
- Roof shingles and other roofing material
- Metal
- Concrete, bricks and stones.

Many construction demolition materials may be recycled. If you are unsure where to recycle C&D materials, then contact your regional solid waste management district. (Visit www.adeq.state.ar.us/sw/programs/rswmd.aspx for a complete list.) Some materials may be suitable for use as beneficial fill or by landfills as cover material. Beneficial fill materials include asphalt, brick, concrete, ceramics, and uncontaminated soil or dirt. Additional materials may be considered on a case-by-case basis prior to the initiation of the fill activity by contacting ADEQ. Sand material from emptied sandbags can be used as cover material in all Class 1, 3C, 3N, and 4 Landfills. Filled sandbags may be used as alternate daily cover in Class 1 and 3C Landfills only. If recycling and alternate uses are not possible, then waste should be sent to a permitted Class 4 Landfill.


See Table 1 for disposal options for demolition-related storm debris such as household hazardous or commercial waste, appliances, compressed-gas containers, tires, and vegetation.

HOUSEHOLD HAZARDOUS WASTE

Household hazardous waste (HHW) collection may be an option for a community affected by a disaster. Check with your regional solid waste management district. Substances often found in homes that might be considered HHW include:

- Paints, thinners, furniture strippers, wood stains
- Pesticides, insecticides, flea collars and sprays, roach and ant killers, rat and mouse poisons, and herbicides
- Oven, toilet, drain, and rug/upholstery cleaners
- Bleaches, disinfectants, mothballs, ammonia-based and powdered cleansers, and swimming pool chemicals
- Floor and furniture polish
- Batteries
- Automotive products

ADEQ recommends segregation of HHW from other disaster debris at each residence. Once segregated from other debris, ADEQ recommends further segregation by category (i.e., flammable, corrosive, and pesticides) to expedite collection and management by the regional solid waste management district or a contractor.



Disposal of Unknown, Suspicious, or Leaking Waste

Do not approach, examine, or attempt to move any containers of unknown substances or potentially hazardous materials, regardless of size. These containers may be leaking fumes or contain flammable or pressurized chemicals.

Call (501) 683-6700 to report the location of drums or other containers of hazardous or unknown wastes in any of the counties affected by the disaster declaration.

When you call, please give your contact information, a location and description of the container, and any potentially affected residences or businesses that are nearby. Emergency personnel will remove the container for safe disposal or transport it to a safe location.

DISPOSAL OF ANIMAL CARCASSES

Animal carcasses should be properly disposed in accordance with Arkansas Livestock and Poultry Commission guidelines. Proper disposal options can be found in its regulations, accessed at www.aad.arkansas.gov/arkansas-livestock-and-poultry-commission, or by calling (501) 225-1598. Disposal should always be carried out in a manner that protects public health and safety, does not create a nuisance, and prevents the spread of disease and adverse effects on water quality. The owner or operator of a farm or facility is responsible for disposal in a timely and sanitary manner.

ASBESTOS ABATEMENT

Asbestos Inspections


Prior to the commencement of the demolition, renovation, or response action, the Arkansas Pollution Control and Ecology Commission (APC&EC) Regulation 21 requires that, an owner or operator of a demolition, renovation, or response action shall conduct or have conducted, a thorough inspection of the affected facility or part of the facility for the presence of asbestos including Category I and Category II nonfriable asbestos.

Notices of Intent for Asbestos Abatement

APC&EC Reg. 21 requires that, for any demolition (Reg. 21.601) of a structure or part of a structure (even if no asbestos is present), the owner or operator must submit a written Notice of Intent (NOI) to ADEQ. For any renovation (Reg. 21.603), including asbestos stripping, removal work, or any other activity begins (such as site preparation that would break up or dislodge or similarly disturb asbestos-containing material), the owner or operator must submit a written NOI to ADEQ. A NOI is also required for various other types of renovations. Refer to Regulation 21 (Reg. 21.603, 21.605, 21.2223) for details.

Additionally, a new NOI is required for a change in operator (Reg. 21.610) and a revised NOI (Reg. 21.608 and 21.609) is required for a changes of the start date*, end date, scheduled work hours, disposal site, change in owner, air monitor, inspector, and/or project designer, engineering control and work practices, and when amount of asbestos affected changes by twenty percent.

*The changes require a fee of \$50 to be submitted with the revised NOI.



NOIs for both demolition and renovation activities should be submitted at least ten working days before any activity begins, unless the notice is associated with an government ordered demolition or an emergency renovation (Reg. 21.602 or 21.605) or if regulatory flexibility and enforcement discretion is authorized via a No Action Assurance by EPA and/or ADEQ. Original NOIs should be hand delivered or postmarked by the United States Postal Service, UPS, FedEx, or other commercial delivery service. For assistance, please contact the Asbestos Program Coordinator at (501) 682-0718.

Asbestos Inspections under the No Action Assurance (NAA)

As long as the NAA (see Appendix 2) is in effect, but no longer than ninety days, structures impacted by the recent floods in those counties identified in the President's Emergency Declaration and Major Disaster Declaration can waive the thorough asbestos inspection requirement (Reg. 21.501) as follows:

Renovation

The requirement to perform a thorough inspection prior to the commencement of the renovation or cleanup of asbestos containing material is waived when the damage to the structure is caused by the storms or flooding in the counties under a disaster declaration by the President of the United States. The following requirements must be met:


1. All of the material being renovated or cleaned up shall be treated as asbestos containing material regardless of whether the material contains asbestos or not. All material must be kept wet at all times and an Arkansas licensed asbestos contractor/supervisor must be on site at all times; and
2. All of the material must be handled as asbestos containing material and be disposed of at a permitted landfill as asbestos containing material. The removal and waste disposal provisions of 40 CFR 61.145, 40 CFR 61.150, Reg. 21.501, Reg. 21.601, Reg. 21.603, Reg. 21.1001 and Reg. 21.1101 shall remain in effect and enforced in this situation.

Demolition

The requirement to perform a thorough inspection prior to the commencement of a demolition, is waived when the structure has been declared structurally unsound and in danger of imminent collapse and ordered by a government agency to be demolished. The damage must be caused by the storms or flooding in counties under a disaster declaration by the President of the United States. The following requirements must be met:

1. The entire structure being demolished shall be treated as asbestos containing material regardless of whether the structure contains asbestos or not. The demolition debris must be kept wet at all times and an Arkansas licensed asbestos contractor/supervisor must be on site at all times; and
2. All demolition debris must be handled as asbestos containing material and be disposed of at a permitted landfill as asbestos containing material. The removal and waste disposal provisions of 40 CFR 61.145, 40 CFR 61.150, Reg. 21.501, Reg. 21.601, Reg. 21.603, Reg. 21.1001 and Reg. 21.1101 shall remain in effect and enforced in this situation.

A thorough inspection shall be required prior to commencing demolition activities, if the structure is not declared structurally unsound and in danger of imminent collapse. The removal and waste disposal provisions of 40 CFR 61.145, 40 CFR 61.150, Reg. 21.501, Reg. 21.601, Reg. 21.603, Reg. 21.1001 and Reg. 21.1101 shall remain in effect and enforced in this situation.



ADEQ Asbestos Program Guidance for Residential Renovations and Demolitions

The following questions apply to the demolition or renovation of a small residential building, that is, one containing four or fewer dwelling units, which would ordinarily fall within the residential building exemption. If you can answer one or more of the following questions with a **YES** you are regulated and are required to comply with the provisions of Reg. 21. If you answer **NO** to all questions, you are not regulated under Reg. 21.

Is the demolition or renovation for fire training purposes?

NO **YES** > Regulated under Reg. 21



Does the demolition or renovation involve more than one small residential building within a city block or similar small compact area of each other by the same owner or operator (or owner or operator under common control) as part of the same project?

NO **YES** > Regulated under Reg. 21



Does the demolition or renovation involve more than four of each of the following or a combination thereof: condominiums, co-operative, lofts, or boarding house rentals?

NO **YES** > Regulated under Reg. 21



Is the structure being intentionally demolished or renovated as part of a commercial or public project (such as urban renewal or highway construction project), project to develop a shopping mall or industrial facility, or another private development project or part of a larger project?

NO **YES** > Regulated under Reg. 21



Does the demolition or renovation involve a residential building which was used for commercial purposes or a loft with a storefront and invites the public to enter?

NO **YES** > Regulated under Reg. 21



Does the demolition or renovation involve a residential building which is used to store farm supplies?

NO **YES** > Regulated under Reg. 21



Reg. 21 does not apply. If the demolition or renovation is conducted by a local government or its agent for reasons of public health, welfare, or safety, see the ADEQ Clarification Memorandum 2008-2 (Nuisance Abatement Demolitions).




TABLE 1: OPTIONS FOR MANAGEMENT OF SEGREGATED DEBRIS

WASTE TYPE	EXAMPLES OF WASTE TYPE	DISPOSAL OR BURN OPTION
VEGETATION	Trees, brush	PREFERRED: Recycle OPTION: Open Burn Authorization OPTION: ACI OPTION: Class 4 Landfill
CLEAN LUMBER	Lumber and similar wood materials that have not been painted, stained, or chemically treated	PREFERRED: Recycle OPTION: Class 4 Landfill
ANIMAL CARCASSES Contact Arkansas Livestock & Poultry Commission	Diseased or non-diseased poultry, cattle, domestic animals	Disposal must be in accordance with Arkansas Livestock and Poultry Commission Regulations. Proper disposal options can be found in their regulations, www.aad.arkansas.gov/arkansas-livestock-and-poultry-commission , or by calling (501) 225-1598.
HOUSEHOLD OR COMMERCIAL WASTE	Putrescible waste	Class 1 Landfill
CONSTRUCTION OR DEMOLITION WASTE	Garbage, refuse, rubbish	Class 1 Landfill
CONSTRUCTION OR DEMOLITION WASTE	Asbestos-containing debris such as shingles, siding, insulation, tiles	Class 1 Landfill with Special Waste Authorization for friable asbestos-containing debris Two Class 4 Landfills in Arkansas are permitted to accept non-friable asbestos-containing material
CONSTRUCTION OR DEMOLITION WASTE	Painted, stained, or treated wood	Class 4 Landfill
CONSTRUCTION OR DEMOLITION WASTE	Non-asbestos roof shingles	OPTION: Class 4 Landfill
CONSTRUCTION OR DEMOLITION WASTE	Drywall	PREFERRED: Class 4 Landfill OPTION: Class 1 Landfill
WHITE GOODS, APPLIANCES	Refrigerators, stoves, washers, dryers, small appliances	Have refrigerant removed PREFERRED: Recycle OPTION: Class 4 Landfill OPTION: Class 1 Landfill

(Continue on next page)




TABLE 1: OPTIONS FOR MANAGEMENT OF SEGREGATED DEBRIS

(Continued)

WASTE TYPE	EXAMPLES OF WASTE TYPE	DISPOSAL OR BURN OPTION
CONSTRUCTION OR DEMOLITION WASTE	Cleaning products	PREFERRED: HHW Collection OPTION: Class 1 Landfill OPTION: Permitted Hazardous Waste Facility
	Paints, thinners, furniture strippers, wood stains	PREFERRED: HHW Collection OPTION: Class 1 Landfill OPTION: Permitted Hazardous Waste Facility
	Pesticides, insecticides, flea collars and sprays, roach and ant killers, rat and mouse poisons, herbicides	PREFERRED: HHW Collection OPTION: Class 1 Landfill OPTION: Permitted Hazardous Waste Facility
	Automotive products such as oil, antifreeze, brake fluid, gasoline	PREFERRED: HHW Collection OPTION: Registered Used Oil Collector OPTION: Permitted Hazardous Waste Facility
	Fluorescent bulbs, compact fluorescent (CFL) bulbs	PREFERRED: HHW Collection OPTION: Class 1 Landfill
	Aerosol cans	PREFERRED: HHW Collection OPTION: Class 1 Landfill
	Bleaches, disinfectants, mothballs, ammonia-based and powdered cleansers, swimming pool chemicals	PREFERRED: HHW Collection OPTION: Class 1 Landfill OPTION: Permitted Hazardous Waste Facility
	Floor and furniture polish	PREFERRED: HHW Collection OPTION: Class 1 Landfill OPTION: Permitted Hazardous Waste Facility
ELECTRONIC WASTE (E-WASTE)	Batteries	PREFERRED: HHW Collection OPTION: Class 1 Landfill
	Computers, televisions, printers, DVD players	PREFERRED: E-waste Recycling Facility OPTION: HHW Collection OPTION: Class 1 Landfill OPTION: Permitted Hazardous Waste Facility

(Continue on next page)




TABLE 1: OPTIONS FOR MANAGEMENT OF SEGREGATED DEBRIS

(Continued)

WASTE TYPE	EXAMPLES OF WASTE TYPE	DISPOSAL OR BURN OPTION
COMPRESSED GAS CONTAINERS		PREFERRED: HHW Collection
<p>TIRES Up to four tires per month may be recycled free of charge. For assistance with more than four tires, contact ADEQ's Tire Accountability Program (TAP) at (501) 682-0831.</p>		<p>Locate the nearest Permitted Tire Collection Center through the ADEQ mobile app: www.adeg.state.ar.us/tap.</p>




TABLE 2: REGIONAL SOLID WASTE MANAGEMENT DISTRICTS

RSWMD	COUNTIES	PHONE	WEBSITE
Benton County	Benton	(479) 795-0751	bentoncountyrecycles.org
Boston Mountain	Madison, Washington	(479) 846-3005	bostonmountain.org
Central Arkansas	Lonoke, Monroe, Prairie	(501) 676-2721	capdd.org/solid-waste
Craighead County	Craighead	(870) 972-6353	legacylandfill.org
East Arkansas	Crittenden, Cross, Lee, Phillips, Poinsett, St. Francis	(870) 932-3957	eapdd.com
Faulkner County	Faulkner	(501) 450-6100	fcsolidwaste.com
Mississippi County	Mississippi	(870) 763-3212	N/A
Northeast Arkansas	Clay, Greene, Lawrence, Randolph	(870) 236-7447	N/A
Ozark Mountain	Baxter, Boone, Carroll, Marion, Newton, Searcy	(870) 688-3889	ozarkmountainsolidwaste.com
Pulaski County	Pulaski	(501) 340-8787	regionalrecycling.org
Saline County	Saline	(501) 776-2533	recyclesaline.org
Sebastian County	Sebastian	N/A	eccopartners.org
Southeast Arkansas	Arkansas, Ashley, Bradley, Chicot, Cleveland, Desha, Drew, Grant, Jefferson, Lincoln	(870) 536-1971	N/A
Southwest Arkansas	Calhoun, Columbia, Dallas, Miller, Ouachita, Union	(870) 234-3030	N/A
Southwest Central	Clark, Garland, Hot Spring	(501) 525-7577	swcrswmd.com

(Continue on next page)





TABLE 2: REGIONAL SOLID WASTE MANAGEMENT DISTRICTS

(Continued)

RSWMD	COUNTIES	PHONE	WEBSITE
Upper-Southwest	Hempstead, Howard, Lafayette, Little River, Montgomery, Nevada, Pike, Polk, Sevier	(870) 845-2866	N/A
White River	Cleburne, Fulton, Independence, Izaard, Jackson, Sharp, Stone, Van Buren, White Woodruff	(870) 793-5233	whiteriverswmd.org
West River Valley	Conway, Crawford, Franklin, Johnson, Logan, Perry, Pope, Scott, Yell	(479) 754-7475	westrivervalleyrswmd.org





APPENDIX 1: COUNTY APPLICATION TO BURN VEGETATIVE DEBRIS

BURN SITE INFORMATION (Must be completed for all requests)

County: SELECT COUNTY Latitude/Longitude Coordinates:
Mailing Address:
City: State: Zip Code:
Is this a preauthorized burn site? YES NO

CHECK ONLY ONE BOX BELOW PER FORM

Complete and submit form to either ADEQ Office of Air Quality or Emergency Response Section

NON-DISASTER AREA REQUEST (Certifying Official's Information)*

Printed Name: Title:
Phone: Email: Fax:
Mailing Address:
City: State: Zip Code:
I certify that there is no practical, safe, or lawful means of disposal of vegetative debris and the site meets the criteria for a burn site.
Signature: Date:

COUNTY JUDGE DECLARED DISASTER (Certifying Judge's Information)*

Printed Name: Title:
Phone: Email: Fax:
Mailing Address:
City: State: Zip Code:
I certify that the preauthorized burn site has not materially changed in such a fashion that would make it no longer meet the criteria under which it was preauthorized. If site is not preauthorized ADEQ must assess the site prior to staging or any other activities occur.
Signature: Date:

* For a Non-Disaster Area Request or County Judge declared disaster application, submit completed form and submit as an attachment by email: Airsubmission@adeq.state.ar.us.us, fax: (501) 682-0880, or mail: ADEQ/Office of Air Quality, 5301 Northshore Drive, North Little Rock, AR 72118.

FEDERAL OR STATE DECLARED DISASTER

For an application to burn under a Federal or State Declared Disaster area, staging is only authorized at preauthorized sites. All other activities must be coordinated with the ADEQ Emergency Response Section by email: ADEQ-emergencyresponse@adeq.state.ar.us, by phone: (501) 682-0716 or (501) 776-4035, or fax: (501) 682-0800.

APPENDIX 2: ASBESTOS NOTICE OF INTENT (NOI) UNDER THE NO ACTION ASSURANCE (NAA) | PAGE 1 OF 5

As long as the NAA is in effect, but no longer than ninety days, structures impacted by the recent floods in those counties identified in the President's Emergency Declaration and Major Disaster Declaration can submit this notification no later than the following working day after any asbestos renovation or demolition activity begins. Methods of submission are hand delivery, U.S. Postal Service postmark, or commercial delivery service postmark. The submission must be accompanied by the required fee. This notification should include photos of the outside and inside of the structure damaged by flooding.

NOI INSTRUCTIONS

- Complete ALL appropriate fields on the application.
- Include appropriate fee with application. Payment must be exact or it may be returned without processing the NOI.
- Submit photos of the structure in which this NOI pertains to showing the damage caused by flooding.
- Mail or deliver completed NOI Packet to: ADEQ Office of Air Quality, Asbestos Section, 5301 Northshore Drive, North Little Rock, AR 72118.
- Submit NOI no later than the following working day of the start of renovation or demolition activities.

PROJECT TYPE	PROJECT COUNTY					
<input type="checkbox"/> RENOVATION	<input type="checkbox"/> Arkansas	<input type="checkbox"/> Conway	<input type="checkbox"/> Chicot	<input type="checkbox"/> Crawford	<input type="checkbox"/> Desha	
<input type="checkbox"/> DEMOLITION	<input type="checkbox"/> Faulkner	<input type="checkbox"/> Franklin	<input type="checkbox"/> Jefferson	<input type="checkbox"/> Johnson	<input type="checkbox"/> Lincoln	
	<input type="checkbox"/> Logan	<input type="checkbox"/> Perry	<input type="checkbox"/> Pope	<input type="checkbox"/> Sebastian	<input type="checkbox"/> Yell	

PROJECT SCHEDULE

Renovation (Abatement) Schedule				Demolition Schedule			
Start Date: _____ End Date: _____				Start Date: _____ End Date: _____			
Renovation Working Hours (check all that apply)				Demolition Working Days (check all that apply)			
DAY	START TIME	END TIME		DAY	START TIME	END TIME	
Sunday:	<input type="checkbox"/> AM <input type="checkbox"/> PM	<input type="checkbox"/> AM <input type="checkbox"/> PM		Sunday:	<input type="checkbox"/> AM <input type="checkbox"/> PM	<input type="checkbox"/> AM <input type="checkbox"/> PM	
Monday:	<input type="checkbox"/> AM <input type="checkbox"/> PM	<input type="checkbox"/> AM <input type="checkbox"/> PM		Monday:	<input type="checkbox"/> AM <input type="checkbox"/> PM	<input type="checkbox"/> AM <input type="checkbox"/> PM	
Tuesday:	<input type="checkbox"/> AM <input type="checkbox"/> PM	<input type="checkbox"/> AM <input type="checkbox"/> PM		Tuesday:	<input type="checkbox"/> AM <input type="checkbox"/> PM	<input type="checkbox"/> AM <input type="checkbox"/> PM	
Wednesday:	<input type="checkbox"/> AM <input type="checkbox"/> PM	<input type="checkbox"/> AM <input type="checkbox"/> PM		Wednesday:	<input type="checkbox"/> AM <input type="checkbox"/> PM	<input type="checkbox"/> AM <input type="checkbox"/> PM	
Thursday:	<input type="checkbox"/> AM <input type="checkbox"/> PM	<input type="checkbox"/> AM <input type="checkbox"/> PM		Thursday:	<input type="checkbox"/> AM <input type="checkbox"/> PM	<input type="checkbox"/> AM <input type="checkbox"/> PM	
Friday:	<input type="checkbox"/> AM <input type="checkbox"/> PM	<input type="checkbox"/> AM <input type="checkbox"/> PM		Friday:	<input type="checkbox"/> AM <input type="checkbox"/> PM	<input type="checkbox"/> AM <input type="checkbox"/> PM	
Saturday:	<input type="checkbox"/> AM <input type="checkbox"/> PM	<input type="checkbox"/> AM <input type="checkbox"/> PM		Saturday:	<input type="checkbox"/> AM <input type="checkbox"/> PM	<input type="checkbox"/> AM <input type="checkbox"/> PM	

STRUCTURE INFORMATION


Name of Structures: _____

Mailing Address: _____

City: _____ State: _____ Zip Code: _____

Number of Floors: _____ Dimensions: _____ Age of Structure: _____

Previously used as: _____ Currently used as: _____



APPENDIX 2: ASBESTOS NOTICE OF INTENT (NOI)
UNDER THE NO ACTION ASSURANCE (NAA) | PAGE 2 OF 5

OWNER/OPERATOR INFORMATION

Facility Owner/Operator: _____
Mailing Address: _____
City: _____ State: _____ Zip Code: _____
Contact Person: _____ Phone: _____
Email: _____

DEMOLITION/RENOVATION COMPANY INFORMATION
(CONTRACTOR/CONSULTANT/IN-HOUSE)

Contractor/Consultant Name: _____ AR License #: _____
Mailing Address: _____
City: _____ State: _____ Zip Code: _____
Contact Person: _____ Phone: _____
Email: _____

Project Designer: _____ AR Cert. #: _____
Mailing Address: _____
City: _____ State: _____ Zip Code: _____
Contact Person: _____ Phone: _____
Email: _____

Licensed Firm: _____ AR License #: _____

Note: A project designer is required if greater than 3 square feet/3 linear feet RACM or more than SSSD project is involved. A project designer should be certified, working as a full-time employee of the facility or licensed firm.

Inspector Name: _____ AR Cert. #: _____
Mailing Address: _____
City: _____ State: _____ Zip Code: _____
Contact Person: _____ Phone: _____
Email: _____


Licensed Firm: _____ AR License #: _____

Note: An inspector is needed for all facility projects. Surveys are to be prepared by AR certified inspector working as a full-time employee of the facility or licensed firm.

Clearance Air Monitor: _____ AR Cert. #: _____
Mailing Address: _____
City: _____ State: _____ Zip Code: _____
Contact Person: _____ Phone: _____
Email: _____

Licensed Firm: _____ AR License #: _____

Note: An air monitor is required if containment is used. An air monitor should be certified, working as a full-time employee of the facility or licensed firm.



APPENDIX 2: ASBESTOS NOTICE OF INTENT (NOI)

UNDER THE NO ACTION ASSURANCE (NAA) | PAGE 3 OF 5

PROJECT INFORMATION

Approximate amount and type of Regulated Asbestos Containing Material (RACM) to be removed:

Date of Asbestos Survey Used for Renovation/Demolition Project: _____
Is the area to be disturbed included in survey? Yes No

<input type="checkbox"/> Friable Asbestos-Containing:	Total Amount: _____	
<input type="checkbox"/> Ceiling Material	<input type="checkbox"/> Ceiling tiles, acoustical tiles	<input type="checkbox"/> Mud
<input type="checkbox"/> Pipe Wrap	<input type="checkbox"/> RACM resilient floor covering	<input type="checkbox"/> Plaster
<input type="checkbox"/> Stucco	<input type="checkbox"/> Sprayed-on decorative, acoustical, or insulation	
<input type="checkbox"/> Other: _____		

<input type="checkbox"/> Category I Nonfriable ACM:	Total Amount: _____	
<input type="checkbox"/> Asphalt roofing	<input type="checkbox"/> Gaskets	<input type="checkbox"/> Packings
<input type="checkbox"/> Resilient floor covering	<input type="checkbox"/> Other: _____	

<input type="checkbox"/> Category II Nonfriable ACM:	Total Amount: _____	
<input type="checkbox"/> Adhesives (mastics)	<input type="checkbox"/> Boiler fire brick	<input type="checkbox"/> Clapboards/shingles
<input type="checkbox"/> Concrete board	<input type="checkbox"/> Concrete pipe	<input type="checkbox"/> Extrusion Panels
<input type="checkbox"/> Fire blankets	<input type="checkbox"/> Laboratory bench tops	<input type="checkbox"/> Putty
<input type="checkbox"/> Theater & welding curtains	<input type="checkbox"/> Vinyl wall paper	
<input type="checkbox"/> Other: _____		


If project is demolition, list type and amount of Category I and Category II ACM being left in place:

Procedure, including analytical methods employed to detect the presence of RACM and Category I and Category II nonfriable ACM:

Description of planned demolition or renovation work to be performed and method(s) to be employed (include demolition or renovation techniques to be used and description of affected facility components):

Description of work practices and engineering controls to be used to prevent emissions of asbestos at the demolition or renovation site:

Description of procedures to be followed in the event that unexpected asbestos is found or previously nonfriable asbestos material becomes crumbled, pulverized or reduced to a powder:



APPENDIX 2: ASBESTOS NOTICE OF INTENT (NOI)
UNDER THE NO ACTION ASSURANCE (NAA) | PAGE 4 OF 5

DEMOLITION ORDERED BY GOVERNMENT AGENCY

Agency Name: _____
Individual Issuing Order: _____ Title: _____
Mailing Address: _____
City: _____ State: _____ Zip Code: _____
Email: _____ Phone: _____
Authority: _____
Date of Order: _____ Date of Order to begin: _____
Method of Demolition: _____

Note: A copy of the order must be attached to this NOI.

EMERGENCY RENOVATIONS

Date of Emergency: _____ Time of Emergency: _____

Describe the sudden, unexpected event:

Explain how the event caused unsafe conditions, equipment damage, or unreasonable financial burden:

WASTE TRANSPORT & DISPOSAL

Transporter Name: _____
Mailing Address: _____
City: _____ State: _____ Zip Code: _____
Contact Person: _____ Phone: _____
Email: _____

Waste Disposal Site Name: _____
Mailing Address: _____
City: _____ State: _____ Zip Code: _____
Contact Person: _____ Phone: _____
Email: _____


CERTIFICATION/VALIDATION

If abatement is involved, I certify that at least one contractor supervisor trained in the provisions of Regulation 21 will be on site during the abatement process and will supervise the abatement.

I certify that the information contained in this Notice of Intent (NOI) is true and correct. I understand that falsification or omission of relevant information shall be grounds for enforcement action by the Arkansas Department of Environmental Quality (ADEQ) or the United States Environmental Protection Agency (EPA).

Printed Name & Title Signature Date

Signatures must be original: no photocopies, electronic signatures or rubber stamps.
Payment should accompany the NOI. Make checks payable to Arkansas Department of Environmental Quality.



APPENDIX 2: ASBESTOS NOTICE OF INTENT (NOI)
 UNDER THE NO ACTION ASSURANCE (NAA) | PAGE 5 OF 5

ADEQ ASBESTOS SECTION PERSONNEL USE, ONLY

NOI Number: _____ Priority: _____

Date Received: _____ Postmark Date: _____

County: _____ Check Number: _____

1. NEW ABATEMENT COMPANY (T)? _____

2. TYPE OF PROJECT? Demolition (2) Renovation (3) _____

3. FACILITY IS:
 Vacant—No planned occupancy (1) Vacant—scheduled for occupancy (2) Occupied/In Operation (3) _____

4. FACILITY IS:
 Industrial (1) Commercial, Public (2) School, Hospital (3) _____

5. TYPE OF ACM:
 Compounds (1) Roofing: shingles/flashing (1) Ceiling Tile (2)
 Floor Tile (1) Sheetrock (1) Plaster (2)
 Mastic (1) Transite (1) Spray-On (3)
 Thermal (3) _____

6. AMOUNT OF ACM:
 Less than 160/260 (1) 160/260 to 1,000/600 (2) over 1,000/600 (3) _____

7. CONTRACTOR/OPERATOR - ENFORCEMENT RECORD:
 Violations during last 12 months (1) Violations during last 12 months (2) Violations during last 3 inspections (3) _____

8. CONTRACTOR/OPERATOR - NUMBER OF VIOLATIONS:
 Low (7-13) High (14-18) Top (19-21) _____

NOI INSTRUCTIONS

NOI DEMOLITION

One square linear foot of ACM or less 160 square/260 linear to 5,000 square/linear feet	\$ 0.00
Greater than one square/linear foot of ACM.....	\$ 75.00
160 square/260 linear fee or more of RACM	\$ 375.00

NOI RENOVATIONS


160 square/260 linear to 5,000 square/linear feet of RACM	\$ 225.00
5,001 square/linear to 10,000 square/linear feet of RACM.....	\$ 375.00
More than 10,000 square/linear feet or RACM.....	\$ 750.00

ANNUAL NOI \$ 1,125.00

EMERGENCY RENOVATION \$ 225.00

NOI REVISION..... \$ 50.00


Payment should accompany the NOI. Make Checks payable to the Arkansas Department of Environmental Quality.



APPENDIX 3: ENVIRONMENTAL CONTROLS FOR OPEN BURNING

When open burning of vegetative debris is utilized the following environmental controls are required to be maintained.


- Prevailing winds at the time of a burn event must be away from any city, town or airport, the ambient air of which may be affected by smoke from the burning.
- The location of the burn area shall be at least 500 feet from any dwelling other than a dwelling or structure located on the property on which the burning is conducted. The location of the burn area shall be at least 1000 feet of a school. The owner of the residence or school administrator may waive these requirements.
- If there is a potential or actual violation of federal or state air quality standard, the ADEQ Director may require that:
 - a) Any and all burning be stopped; and/or
 - b) Any and all burning be rescheduled; and/or
 - c) An authorized open burning site be relocated.
- Open burning shall occur between 8:00 a.m. and 5:00 p.m., Monday through Friday.
- All open burnings shall be conducted in a manner as to not create a nuisance to surrounding communities.
- During open burning, adequate firefighting personnel shall be available to respond to an emergency.
- Open burning may only be conducted if the county is in attainment with the National Ambient Air Quality Standards.
- Open burning may not be conducted if a burn ban is in effect for the county.



APPENDIX 4: ENVIRONMENTAL CONTROLS FOR AN ACI

When an Air Curtain Incinerator (ACI) is utilized the following environmental controls are required to be maintained.

- Prevailing winds at the time of a burn event must be away from any city, town or airport, the ambient air of which may be affected by smoke from the burning.
- The emission of smoke, suspended particulate matter, uncombined water, or any air contaminants or combinations thereof, that passes onto or across a public road and creates a traffic hazard, or intensifies an existing traffic hazard condition is prohibited.
- No accelerants shall be used to ignite waste. Use of a torch is recommended. Hazardous or contaminated unauthorized ignitable material shall not be placed in the pit or box. This is to prevent contained explosions.
- The location of the burn area shall be at least 500 feet from any dwelling other than a dwelling or structure located on the property on which the burning is conducted. The location of the burn area shall be at least 1000 feet of a school. The owner of the residence or school administrator may waive these requirements.
- Open burning shall occur between 8:00 a.m. and 5:00 p.m., Monday through Friday. An operator shall be on site at all times the ACI is in operation. Piles of vegetative debris shall be of such size to allow complete reduction in this time interval. The box or pit design standards shall be maintained and the ACI shall not be operated if any equipment is malfunctioning.
- The amount of dirt on vegetative debris shall be minimized. Vegetative debris shall not be added to the ACI in such a manner as to be stacked above the air curtain.
- The debris shall not break the path of the airflow except during dumping. The pit shall be no longer than the length of the blower system and the pit should be loaded uniformly along its length.
- An ACI shall not be operated in a manner as to create a nuisance to surrounding communities.



APPENDIX 5: ARKANSAS EMERGENCY MANAGERS

Arkansas

Taylor Rodriguez
arcoem@centurytel.net
Phone: (870) 673-3730
312 S. College St, Stuttgart, AR 72160

Baxter

Phillip Johnson
oemdirector@baxtercounty.org
Phone: (870) 481-6252 FAX: (870) 481-6460
170 Dillard Drive, Midway, AR 72651

Boone

Bob Yarbrough
booneoem@outlook.com
Phone: (870) 741-2950 FAX: (870) 365-0068
400 East Prospect, Harrison, AR 72601

Calhoun

Christy Schalchlin
calhouncountydem@yahoo.com
Phone: (870) 798-4817 FAX: (870) 798-4897
P.O. Box 566, Hampton, AR 71744

Chicot

Mike Morgan
chicotco.lemc@adem.arkansas.gov
Phone: (870) 265-8014 FAX: (870) 265-8018
108 Main Street, Lake Village, AR 71653

Clay

Alan Vaughn
clayoem@centurytel.net
Phone: (870) 598-5365 FAX: (870) 598-5592
151 S. 2nd Avenue, Piggott, AR 72454

Cleveland

Stephen McClellan
StephenMcClellan43@gmail.com
Phone: (870) 325-6591 FAX: (870) 325-6220
P.O. Box 447, Rison, AR 71665

Ashley

Tawana Miller
ashleyoem@sbcglobal.net
Phone: (870) 853-2004 FAX: (870) 853-8155
Hamburg Court House Annex, 205 East Jefferson #13,
Hamburg, AR 71646

Benton

Robert McGowen
Robert.McGowen@bentoncountyar.gov
Phone: (479) 271-1004 FAX: (479) 271-1084
215 East Central Avenue #7, Bentonville, AR 72712

Bradley

Robin Scott
robin.scott@arkansas.gov
Phone: (870) 226-8470 FAX: (870) 226-8401
101 East Cedar, Warren, AR 71671

Carroll

Nick Samac
carrollcountydem@carrollcoar.com
Phone: (870) 423-9144 FAX: (870) 423-6776
210 W. Church Avenue, Berryville, AR 72616

Clark

Tate Chanler
tatec@clarkcountyarkansas.com
Phone: (870) 246-0013
401 Clay Street, Arkadelphia, AR 71923


Cleburne

Greg Carr
Cleburnecountydem@suddenlinkmail.com
Phone: (501) 362-2911 FAX: (501) 206-0829
2319 Hwy 110 W., Suite A, Heber Springs, AR 72543

Columbia

Larry Taylor
ccoem@countyofcolumbia.net
Phone: (870) 235-3730 FAX: (870) 235-3732
1 Court Square, Magnolia, AR 71753

(Continue on next page)



APPENDIX 5: ARKANSAS EMERGENCY MANAGERS

(Continued)

Conway

Johnathan Trafford
jtrafford@conwaycounty.org
Phone: (501) 354-3577 FAX: (501) 354-4679
P.O. Box 119, Morrilton, AR 72110

Crawford

Brad Thomas
BThomas@crawford-county.org
Phone: (479) 471-3260 FAX: (479) 709-1494
1820 Chestnut Street, Van Buren, AR 72956

Cross

Glenn South
glennsouth@sbcglobal.net
FAX: (870) 238-5711
705 East Union, Rm. 4, Wynne, AR 72396

Desha

Ricky Terry
deshaoes@yahoo.com
Phone: (870) 866-8091 FAX: (870) 222-5729
306 Crooked Bayou, McGehee, AR 71654

Faulkner

Shelia Bellott
sbellott@oem911.net
Phone: (501) 450-4935 FAX: (501) 336-0759
Physical: 57 Acklin Gap Road, Conway, AR 72032
Mailing: 801 Locust Street, Conway, AR 72034

Fulton

Michael Harlow
fultoncountyoem@gmail.com
Phone: (870) 895-2120
P.O. Box 278, Salem, AR 72576

Grant

Randall Berry
rberry@gcoem.com
Phone: (870) 942-3333 FAX: (870) 942-5633
130 Grant 74, Sheridan, AR 72150

Craighead

David Moore
dmoore@craigheadcounty.org
Phone: (870) 933-4575 FAX: (870) 933-4577
511 Union, Room 005, Jonesboro, AR 72401

Crittenden

Bud Spears
BSpears@crittco.com
Phone: (870) 739-3534 FAX: (870) 739-3072
100 Court Street, Marion, AR 72364

Dallas

Cary Dunn
carydunn71742@yahoo.com
Phone: (870) 352-8303
220 North Main, Fordyce, AR 71742

Drew

Steven Stain
drewcountyoem@gmail.com
Phone: (870) 460-6203 FAX: (870) 367-7046
210 South Main Street, Monticello, AR 71655

Franklin

Fred Mullen
fmullen.oem@franklin-ar.us
Phone: (479) 667-4909 FAX: (479) 667-4910
300-A Airport Road, Ozark, AR 72949


Garland

Bo Robertson
brobertson@garlandcounty.org
Phone: (501) 767-3911 FAX: (501) 767-6911
401 Mid America Blvd, Hot Springs, AR 71913

Greene

Erik Wright
oem@greene.ar.gov
Phone: (870) 239-6300 FAX: (870) 239-6350
320 W. Court #107, Paragould, AR 72450

(Continue on next page)



APPENDIX 5: ARKANSAS EMERGENCY MANAGERS

(Continued)

Hempstead

Cindy Kleimann
oem@hempsteadcountyar.com
Phone: (870) 722-5408
P.O. Box 1420, Hope, AR 71802

Hot Spring

Terry Eubanks
teubanks@hotspringdem.org
Phone: (501) 332-4911 Ext. 1212 FAX: (501) 332-3140
215 East Highland Street, Malvern, AR 72104

Howard

Jes Witherspoon
hcoes5201@yahoo.com
Phone: (870) 845-7524 FAX: (870) 845-3529
421 N. Main, Nashville, AR 71852

Independence

Glen Willis
glen.willis@independencecounty.com
Phone: (870) 793-8816 FAX: (870) 793-8884
1780 Myers St., Batesville, AR 72501

Izard

Sonia Blankenship
oemdirector@izardcountyar.org
Phone: (870) 368-4113 FAX: (870) 368-4153
P.O. Box 327, Melbourne, AR 72556

Jackson

Don Ivie
ema@jacksoncountyar.us
Phone: (870) 523-6011 FAX: (870) 523-7405
P.O. Box 155, Diaz, AR 72043

Jefferson

Karen Blevins
Karen.Blevins@adem.arkansas.gov
Phone: (870) 541-5470 FAX: (870) 541-5477
101 West Barraque St., Pine Bluff, AR 71601

Johnson

Josh Johnston
jjohnston@jcdem.org
Phone: (479) 754-6383 FAX: (479) 754-8424
P.O. Box 546, Clarksville, AR 72830

Lafayette

Robert (Bull) Carmichael
lafayetteoem@yahoo.com
Phone: (870) 921-4858 FAX: (870) 921-4505
1 Courthouse Square, Lewisville, AR 71845

Lawrence

Chris Jones
cjones@walnutridgefd.com
Phone: (870) 886-6631 FAX: (870) 886-3887
315 West Main St., Rm. 1, Walnut Ridge, AR 72476

Lee

Tony Bond
bondtony41@yahoo.com
Phone: (870) 298-2762
15 East Chestnut, Marianna, AR 72360

Lincoln

Shelia Magness
LincolnCo.LEMC@adem.arkansas.gov
Phone: (870) 628-5595 FAX: (870) 628-5749
203 Liberty Street, Civic Center, Star City, AR 71667


Little River

Don Hale Jr.
dhale@lrcounty.com
Phone: (870) 898-7203 FAX: (870) 898-4537
351 North 2nd Street, Suite 4, Ashdown, AR 71822

Little Rock

Matt Burks
mburks@littlerock.gov
Phone: (501) 569-4130 FAX: (501) 569-4152
7000 Murray Street, Little Rock, AR 72209

(Continue on next page)



APPENDIX 5: ARKANSAS EMERGENCY MANAGERS

(Continued)

Logan

Tobi Miller
loganoem31@magtel.com
Phone: (479) 963-3218 FAX: (479) 963-3890
Logan County Training Center,
205 East Maple St., Paris, AR 72855-4443

Madison

Lori McConnell
lorimc3@madisoncounty.net
Phone: (479) 738-7606 FAX: (479) 738-2296
PO Box 1321, Huntsville, AR 72740

Miller

Joe Bennett
joebennett@millercountyar.org
Phone: (870) 772-2591
1007 Jefferson Ave., Texarkana, AR 71854

Monroe

Philip K. Norman
normanpk@hotmail.com
Phone: (870) 747-3921 FAX: (870) 747-5910
717 N 11th Street, Clarendon, AR 72029

Nevada

Jim Cross
oem66a@centurytel.net
Phone: FAX: (870) 871-2419
4131 Highway 371, Rosston, AR 71858

North Little Rock

Leonard Montgomery
leonard.montgomery@nrlrpolice.org
Phone: (501) 340-5365 FAX: (501) 376-0230
800 Main Street, N. Little Rock, AR 72114

Perry

Christina Wilson
PerryCo.LEMC@adem.arkansas.gov
Phone: (501) 889-1566
P.O. Box 281, Perryville, AR 72126

Lonoke

Mike Verkler
mverkler@countyoflonoke.com
Phone: (501) 676-3054 FAX: (501) 676-3080
210 N. Center St., Lonoke, AR 72086

Marion

Stan Duffy
mcoem@yelcot.net
Phone: (870) 449-5800
PO Box 777, Yellville, AR 72687

Mississippi

Wayne Reynolds
oem@mississippicountyar.org
Phone: (870) 563-1309 FAX: (870) 763-0150
200 West Hale Avenue, Room 201, Osceola, AR 72370

Montgomery

Jerry Elizandro
jelizandro@msn.com
Phone: FAX: (870) 867-4354
43 Memory Lane, Mt. Ida, AR 71957

Newton

Ashley Campbell
AC.NewtonCounty911@gmail.com
Phone: (870) 446-2966 FAX: (870) 446-5902
P.O. Box 435, Jasper, AR 72641


Ouachita

Andrea Tippit
ouachitaoem@cablelynx.com
Phone: (870) 837-2206 FAX: (870) 837-2225
P.O. Box 644, Camden, AR 71701

Phillips

Mike Burchett
pcoemichael58@gmail.com
Phone: (870) 338-5530 FAX: (870) 338-5533
620 Cherry Street, Suite 106, Helena, AR 72342

(Continue on next page)



APPENDIX 5: ARKANSAS EMERGENCY MANAGERS

(Continued)

Pike

Hesston Teel
PikeCo.LEMC@adem.arkansas.gov
Phone: (870) 285-2750 FAX: (870) 285-3281
303 Industrial Dr., Murfreesboro, AR 71958

Polk

Kris Lyle
polkcoem@sbcglobal.net
Phone: (479) 394-8142
507 Church Street, Mena, AR 71953

Prairie

Sandra Patterson
sandra.patterson@adem.arkansas.gov
Phone: (870) 256-4851 FAX: (870) 256-3310
605 Highway 38 East, Des Arc, AR 72040

Randolph

Brandon "Bo" Graham
randolphoem@gmail.com
Phone: (870) 892-5264 FAX: (870) 892-2269
107 West Broadway, Pocahontas, AR 72455

Scott

James Forbes
scottcountyjudge@yahoo.com
Phone: (479) 637-2155 FAX: (479) 637-4199

Sebastian

Kendall Beam
kbeam@co.sebastian.ar.us
Phone: (479) 783-3932
8400 South Zero, Fort Smith, AR 72903

Sharp

Dan Melburne
sharproads@yahoo.com
Phone: (870) 994-9675 FAX: (870) 994-9677
P.O. Box 97, Ash Flat, AR 72513

Poinsett

Vacant
pcjudge@poinsettcounty.us
Phone: (870) 578-4455 FAX: (870) 578-2441
110 East Street, Harrisburg, AR 72432

Pope

Justin Drittler
jdrittler@popeco911.org
Phone: (479) 968-1800 FAX: (479) 967-2231
#4 Emergency Lane, Russellville, AR 72802

Pulaski

Andy Traffanstedt
atrafanstedt@pulaskicounty.net
Phone: (501) 340-6911 FAX: (501) 340-6989
3200 Brown, Little Rock, AR 72204

Saline

CJ Engel
cj.engel@salinecounty.org
Phone: ((501) 303-1564 FAX: (501) 776-3883
102 South Main Street, Level B, Benton, AR 72015

Searcy

Charmaine Seaton
searcyco_ec@yahoo.com
Phone: (870) 448-5089 FAX: (870) 448-3570
P. O. Box 555, Marshall, AR 72650


Sevier

Walter Smith
SevierCo.LEMC@adem.arkansas.gov
Phone: (870) 642-4292 FAX: (870) 642-8684
115 North 3rd, Dequeen, AR 71832

St. Francis

Shane Dallas
stfrancisco.lemc@adem.arkansas.gov
Phone: (870) 261-1764 FAX: (870) 261-1704
313 South IZard Street, Suite 1, Forrest City, AR 72335

(Continue on next page)



APPENDIX 5: ARKANSAS EMERGENCY MANAGERS

(Continued)

Stone

Glen Crymes
stoneco@adem.arkansas.gov
Phone: (870) 269-6611 FAX: (870) 269-8044
P.O. Box 1976, Mountain View, AR 72560

Union

Bobby Braswell
bbraswell@unioncountyar.com
Phone: (870) 864-1901 FAX: (870) 864-1902
101 N. Washington, Suite 101, El Dorado, AR 71730

Van Buren

Jeana Williams
vlemc@adem.arkansas.gov
Phone: (501) 253-5377 FAX: (501) 745-5335
P.O. Box 60, Clinton, AR 72031-0060

Washington

John Luther
jluther@co.washington.ar.us
Phone: (479) 444-1722 FAX: (479) 973-8726
105 North Mill Avenue, Fayetteville, AR 72701

White

Tamara Jenkins
tjenkinsoem@gmail.com
Phone: (501) 279-6277 FAX: (501) 279-6278
2301 Eastline Road, Searcy, AR 72143

Woodruff

Brenda Byerly
bkbwoodruffcty@yahoo.com
Phone: (870) 347-5206 FAX: (870) 347-5137
P.O. Box 300, Augusta, AR 72006

Yell

Jeff Gilkey
yellcooem@arkwest.com
Phone: (479) 495-4864 FAX: (479) 495-7117
P.O. BOX 1186, Danville, AR 72833

